

# Week 4

Dear parents/ carers

Welcome to this week's online learning for reception. We have put each day's learning in one document. Let us know if this is easier for you to look at.

We have laid out the activities in a table so that you can have an idea of the sort of routine you might want to work out. Spread the activities out, repeat them as you see fit.

Children in Reception learn best through **PLAY**. It is important that while learning at home they are still provided with opportunities to play and learn through activities they enjoy. Reading and writing is important and there are lots of ideas and activities for the children to practise these skills but keep these sessions short and fun. Where possible link the writing to their interests, e.g. if they like cars they can draw and describe the car and think about where it will go.

Looking forward to seeing you again soon.

**Charlie and the reception team**

Day	W/b 27.04.2020	Play activities	Phonics (30 mins) Please use RWI website for lessons at times below	High frequency words (5-10 mins)		Maths activities (15 mins)	Book activities (15-30 mins) <i>Mr Gumpy's Outing</i>
5	<b>Friday 1 May</b>	Assault Course!	9.30am - Set 1: j 10.00am - Set 2: or	in	be	Positional language and direction	Create it! Retell the story by making story props
Weekly Learning Challenge: Floating and sinking with Joanne!							

**Friday 01 May**

## Play activity

### Journeys

#### Play activities for Week 4 beginning 27<sup>th</sup> April 2020

This week we will be thinking about journeys we can take in our local area. You can check out your local area on google maps. Go to <https://www.google.co.uk/maps/> and drag the little yellow man in the bottom right corner onto the map to view in 'Street View'. Can you find your home? Can you find Ben Jonson Primary School? Can you find Sainsburys or Tesco?

### Friday

#### Assault course



Use items from around your home to make an assault course. You could add something to:

- Jump *over*
- Duck *under*
- Crawl *through*
- Go *around*

*Add the traffic lights from yesterday to make it harder.*

# Phonics

There are daily lessons for phonics on Ruth Miskin Training on YouTube.

New films will be released each day from Monday to Friday. Set 1 sounds (the earliest sounds we teach) are shown at 9.30am. Set 2 sounds (for children that are doing well with their phonics) are shown at 10.00am

Each film is approximately ten to fifteen minutes long and will be available on YouTube for 24 hours.

You can see the schedule for the weeks ahead if you click on the link below.

[https://www.ruthmiskin.com/media/filer\\_public/1b/7d/1b7df13e-4381-4bb5-866b-ac0549394947/ss\\_after\\_easter1.pdf](https://www.ruthmiskin.com/media/filer_public/1b/7d/1b7df13e-4381-4bb5-866b-ac0549394947/ss_after_easter1.pdf)

**Today's sounds are:**

Set 1	Set 2
j	or

If you don't have access to YouTube find objects in your house with these sounds in.

# High Frequency Words

Children who know all Reception words should read **Year 1** words!  
Learn one of these words each day! No longer than **10/15 minutes!**

**Make it fun!**

<b>Reception</b> High Frequency Words	<b>Year 1</b> High Frequency Words
me	so
on	do
to	got
a	put
in	be

Write them onto paper and cut them up. **Hide them around your home.**  
Ask your child to find certain words and bring them back to you.

**Play HFW Bingo!** Write down some of the words onto a bingo grid and then **read** out the words. Can they find them?

<b>I</b>	<b>up</b>
<b>we</b>	<b>the</b>
<b>it</b>	<b>go</b>

Get your child to be the bingo caller and read out the words!

**Look for and match HFWs in books!**


# Maths – day 5

## Maths Challenge Cards

The maths challenge cards are short activity ideas that can fit into your day and will help your child see maths as fun.


You can repeat each activity as many times as your child wants to. Feel free to change the ideas to suit your child's interests, what you have in your house and their current level of development. If your child wants to represent their thinking on paper let them do so in their own way. For example they might not want to write numbers, but they might want to draw to communicate their mathematical thinking.

**Starting with a Story** Reception



**Treasure Hunt**

A pirate loves treasure!  
Set up your own treasure hunt. Of course every hunt will need some clues.  
What do your family treasure most?



### Talking Together

Grown ups. Set up a treasure hunt in your indoor or outdoor space by providing a set of pictorial clues. You could even make these together by getting the children to pick certain objects and draw them.

As the children go to each place in the pictures they can hunt for each clue. Prompt them to use positional language to explain where they need to go. Hide some treasure in the last place. This could be a special snack, a new story to read or something special for



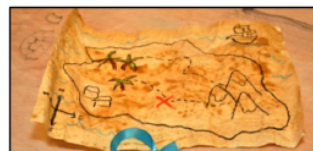
your family.

### Talking Together

You might like to continue this by designing your own treasure hunts and hiding pictorial clues for the grown ups to follow. Remember to use the arrows to help with directions.

If you want to turn the clues into a map you can stain paper with used tea bags to make them look like old pirate maps! Remember to scrunch the paper up first and rip the corners a bit so it looks really old.

Shhhhh... X marks the spot.



## Book Activities – Create it!

This week our book of the week is 'Mr Gumpy's Outing' by John Burningham. It's all about a man who takes a collection of animals on a trip on his boat. What do you think happens?

Today let's create the story ourselves

Draw each of the characters onto a separate piece of paper.

Draw a simple boat.

Retell the story like the person does in the YouTube link below.

<https://www.bing.com/videos/search?q=Mr+Gumpy%27s+Outing&&view=detail&mid=CAA52F049B75F7AECD4DCAA52F049B75F7AECD4D&&FORM=VRDGAR&ru=%2Fvideos%2Fsearch%3Fq%3D%27Mr%27Gumpy%2527s%27Outing%26FORM%3DHDRSC3>

